



COLOR OPTIONS

(Colors may appear differently on wax especially when layered on top of each other).




BLUE = BL




RED = RD



PURPLE = PR




PINK = PK




MAUVE = MV




BLACK = BK



LIGHT BLUE = LB




YELLOW = YW




GREEN = GN




LT GREEN = LG




TEAL = TL




TURQUOISE = TQ




BROWN = BN




ORANGE = OG



SOUTHWEST = SW



PEACH = PE



WHITE = WT

WHITE IS FREQUENTLY THE COLOR USED IN BETWEEN THE COLORED STRIPES IN EACH CANDLE. IT IS CONSIDERED THE "BUFFER" COLOR.